



Paper Plate Thanksgiving Wreath

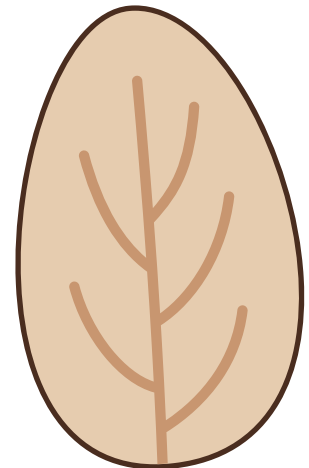
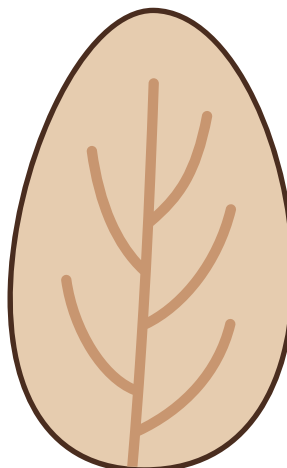









Just a Quick Check: This little square should be exactly 1 inch. It's not part of the craft—just here to make sure your printer isn't playing tricks and everything prints at the right size!

Paper Plate Thanksgiving Wreath












Paper Plate Thanksgiving Wreath










Paper Plate Thanksgiving Wreath

These blank leaves are perfect for writing personal reasons to be thankful—just print and let kids fill them in!



Paper Plate Thanksgiving Wreath

These blank leaves are perfect for writing personal reasons to be thankful—just print and let kids fill them in!



Paper Plate Thanksgiving Wreath

Print the page you like best! Choose a ready-made phrase or write your own in the blank box to place at the center of your wreath.

So
Thankful!

Give
Thanks!

"Want to save ink? Use the outline version and print on creamy or light-colored paper!"

Paper Plate Thanksgiving Wreath

Print the page you like best! Choose a ready-made phrase or write your own in the blank box to place at the center of your wreath.

Fall Vibes

Happy Fall!

It's Fall!

"Want to save ink? Use the outline version and print on creamy or light-colored paper!"

Paper Plate Thanksgiving Wreath

Ink friendly version.

Print the page you like best! Choose a ready-made phrase or write your own in the blank box to place at the center of your wreath.

So
Thankful!

Give
Thanks!

Paper Plate Thanksgiving Wreath


Ink friendly version.

Print the page you like best! Choose a ready-made phrase or write your own in the blank box to place at the center of your wreath.

Fall Vibes

Happy Fall!

It's Fall!



Paper Plate Thanksgiving Wreath

Follow the steps below to glue your wreath pieces in the suggested order—start with the leaves and finish with the flowers!



1.



2.



3.



4.